

**How to Participate in the Initial Public Offering (IPO) of
Global Gaming Solutions JSC on the BEAM Growth Market of the
Bulgarian Stock Exchange (BSE)**

Instructions for Investors

To participate in the IPO, please contact your investment broker (Karoll, Elana, Benchmark, etc.).


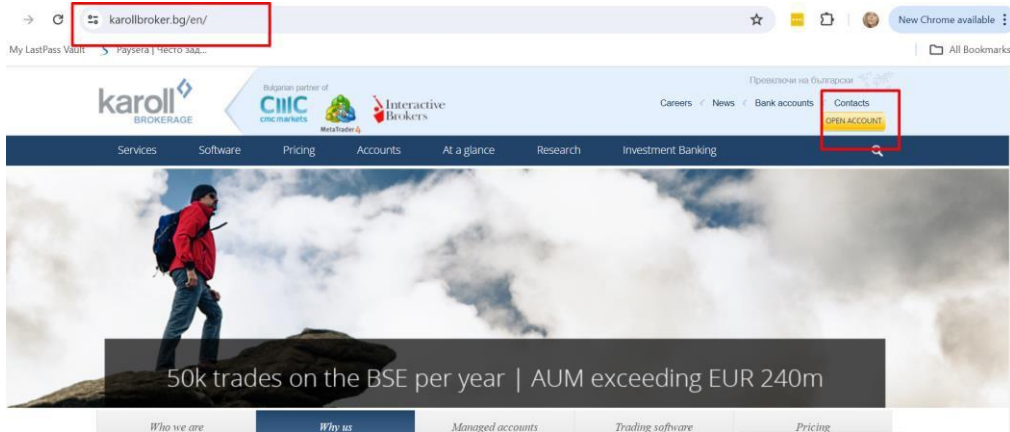
Below are instructions on how to open an account with IB Karoll.

There are two ways to open an account with IB Karoll:

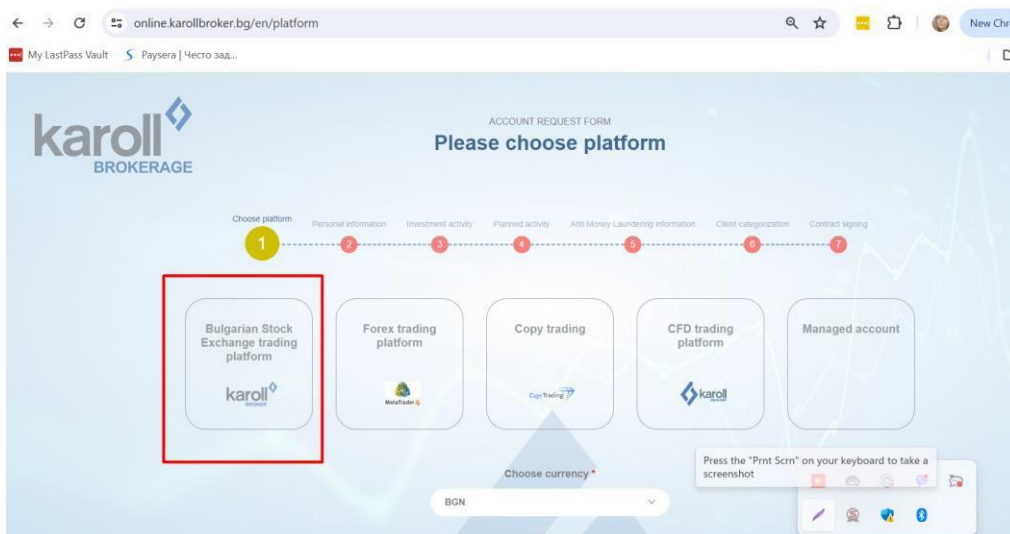
1. In person at Karoll office with an ID.
2. Remotely, by following the instructions on the website of IB Karoll. Additional identification is required by funding the investment account with a transfer from your account to another financial institution. This transfer can be made from a Bulgarian commercial bank. IB Karoll recommends making transfer for identification purposes from the account that you will use to fund the investment account. If you wish to add another payment account (in BGN or EUR) at some point, you will need to repeat the identification process for it. During the identification process, you will need to attach a statement and/or certificate of the existence of a payment account.

Steps for opening an account with IB Karoll:

- Go to the Karol JSC website: <https://karollbroker.bg/en/>
- Select "OPEN ACCOUNT". Then click the "START NOW" button.



- Select "BSE Trading"



- Fill in your name, address and attach a copy of your identification document, as 2 attached files - front and back.

The screenshot shows a web browser window with the URL online.karollbroker.bg/en/personal-information/W94PZghqle8. The page is titled 'Personal information' and features a progress bar at the top with steps 1 through 7. Step 2 is currently active. The form contains the following sections:

- Names according to identity documents ***: Fields for First name, Middle name, and Surname.
- Place and Date of Birth ***: Fields for Date of Birth, Country (dropdown), and Place of Birth (Town/Village).
- Permanent address**: Fields for Select country (dropdown), City, ZIP code, District, and Full address (street/flat/room/apartment).
- My residential address does not match the permanent address according to my identity document.** (checkbox)
- Select citizenship ***: A dropdown menu.
- Identity document FRONT ***: A file upload field with a red box around it.
- Identity document BACK ***: A file upload field with a red box around it.

The screenshot shows the next step in the form, which is focused on tax information. The URL remains the same. The form contains the following sections:

- No**: A dropdown menu.
- Personal identification number ***: A text input field.
- Which country are you a resident of for tax purposes? ***: A dropdown menu.
- Tax identification number (TIN)**: A text input field.
- I declare that the country I have selected does not issue tax identification numbers (TINs)** (checkbox)
- Please attach a document proving your tax identification number for the jurisdiction in which you are resident for tax purposes ***: A file upload field.
- Do you have more than one jurisdiction? ***: A dropdown menu.
- Contact ***: Fields for Email address, Phone number, and Additional phone number.
- PREVIOUS STEP** and **NEXT STEP** buttons at the bottom.

- Enter the IBAN of your payment account.
- Click "Bank Statement" and attach an account statement or Certificate of Payment Account.

- Continue following the steps in the application.

Once you have completed all the steps, a window will open with the summarized information and a contract for you to sign.

You will receive email confirmation that your application has been successfully submitted and will be reviewed.

After the review is complete, you will receive a second email with instructions on how to activate your account and transfer a funding amount of no less than BGN 100. Once you have transferred the amount in response to the email, it is important to also send a copy of the payment order for the payment made to IB Karoll. If you wish, you can directly fund your account with IB with the amount you want to invest, so that you do not have to make 2 transfers.

Upon receipt of the BGN 100 deposit, you will receive an email with your copy of the contract. You do not need to return the signed contract. You will also receive the General Terms and Conditions in a separate communication.

You will receive an email with an attached certificate that you need to install, instructions and login details and the current installation version of the IB Karoll platform.

After activating your account with the investment broker, you can fund it with the funds you want to invest.

IMPORTANT

!! Do not forget to instruct your investment broker to make your desired share purchase on the day before the IPO.